

Bayut.com

For all your property needs

B
a
y
u
t
.c
o
m



Table of Contents

Property Description	3
Contact Details	3
Property Features.....	4
Image Gallery	5
Development	7

Property Description:



1 Bed Offices

Office for rent
1 Office Space
Area 809.45 sq ft
8th Floor
Bayswater, Business Bay
Contact us for more details.

- **Type** Office
- **Status** Property Unavailable
- **Bedrooms** 1
- **Price** 101,181 AED
- **Area** 809 Sq. Ft.
- **Location** UAE » Dubai » Business Bay » Bayswater Tower

Contact Details:

- **Name** Moin
- **Phone** +971 4 3967227
- **Fax**
- **Cell**
- **Address**

Property Features:

Main Features

- 24 Hours Concierge
- Central Air-Con
- Completion Year 2008
- Floors in Building 25
- Lobby in Building
- Parking Spaces
- Waste Disposal


Business and Communication

- Broadband Internet
- Intercom
- Satellite/Cable TV

Other Facilities

- Cafeteria or Canteen
- Other Facilities The terraced arcade has a number of retail outlets which will include a mini-mart, florist, hairdressing salon, nail bar, waterfront café and patisserie. Other on-site conveniences take the form of a gift shop, pharmacy, courier-cum-postal service and stationery store. On the terraced level of the tower, a health-food restaurant and juice bar offer vantage views of the breathtaking marina below.

Image Gallery:




Exterior View

Installment Payments for the Purchase Price

Deposit	85% of the Purchase Price	Upon Signing Reservation Form
1 st Installment	15% of the Purchase Price	1 st June 2007
2 nd Installment	15% of the Purchase Price	1 st September 2007
3 rd Installment	85% of the Purchase Price	1 st December 2007
4 th Installment	15% of the Purchase Price	1 st March 2008
5 th Installment	10% of the Purchase Price	On or before the Completion Date, such Completion Date as determined by the Seller.


Payment plan




Location





Floor plan



Exterior View



Exterior View



For larger view click link below

http://www.bayut.com/uae_dubai_offices/bayswater_tower_office_for_rent-434077.html




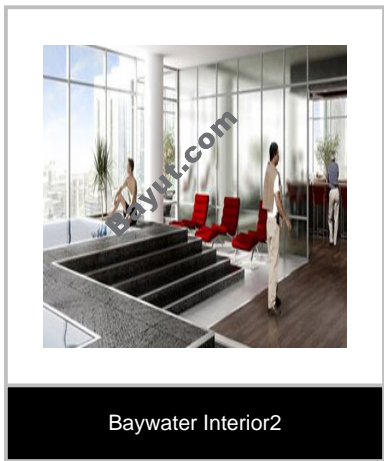


 Information About Bayswater Tower:



A stream of amenities. A great deal of effort has gone into ensuring that there's life outside work at Bayswater. The tower's facilities and amenities include a health club on the 23rd floor and a waterfront retail arcade on the ground floor. At Bayswater, you've got the most futuristic technology working for you round- the-clock. Robots to clean, intelligent workspaces that respond to voice commands and, lifts that recognize you as you approach and take you to your office floor - Bayswater has it all. Biometric security, guest recognition via the mobile phone, VoIP (Voice over Internet Protocol), wireless internet technology, business and energy management systems all create workspaces that work for you. The terraced arcade has a number of retail outlets which will include a mini-mart, florist, hairdressing salon, nail bar, waterfront café and patisserie. Other on-site conveniences take the form of a gift shop, pharmacy, courier-cum-postal service and stationery store.

On the terraced level of the tower, a health-food restaurant and juice bar offer vantage views of the breathtaking marina below. Bayswater stands tall on a prime waterfront location in Business Bay and offers dramatic views of the region's new business hub. In addition to its enviable setting, the tower is also easily accessible from Sheikh Zayed Road, the Business Bay Metro and if traveling by water-taxi, the main jetty is only a few minutes away. For many decades, the legendary Dubai Creek has been an important aspect of the city's trading past. Business Bay, Dubai's ambitious and prestigious development, embodies the crucial role that the Creek will now play in Dubai's future.

➔ **Baywater Tower Image Gallery:**



For larger view click link below
http://www.bayut.com/uae_dubai_offices/bayswater_tower_office_for_rent-434077.html